

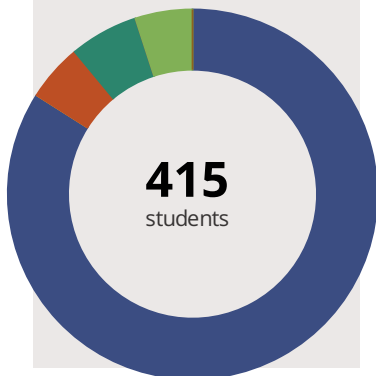
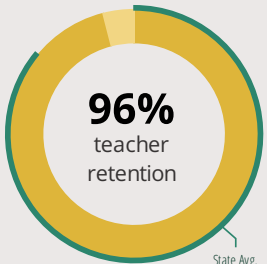
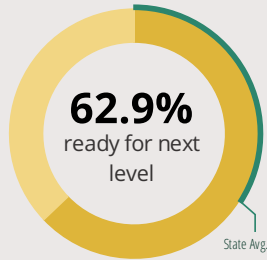
HARPER ELEM SCHOOL

1101 DARTMOUTH ST WILMETTE, IL 60091 1362 (847) 251-6754

Grades: K-4
District: WILMETTE SD 39

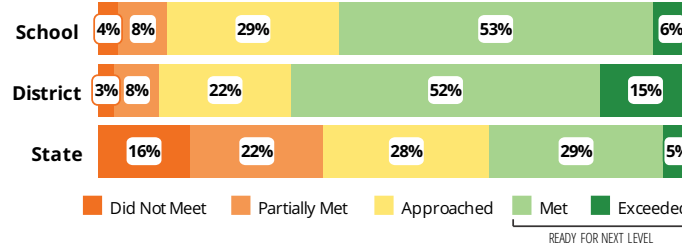
Principal: Dr.Susan Kick
Superintendent: Dr.Raymond Lechner

FAST FACTS



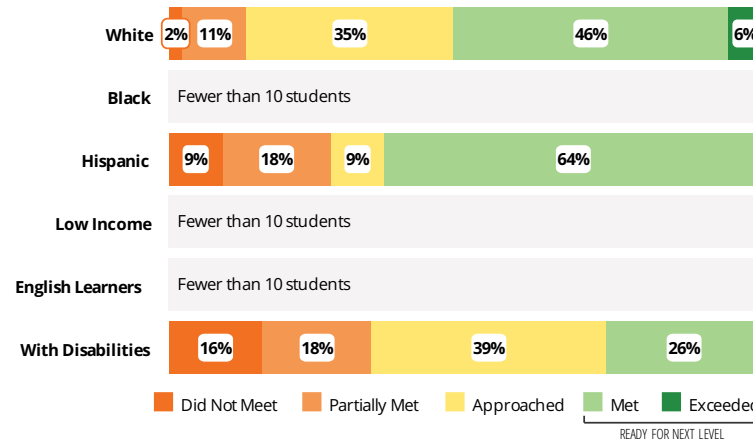
Academic Success

All Illinois students in grades 3-8 take the PARCC assessment each year. High school students take the SAT in Math and English Language Arts.



Success by Student Group

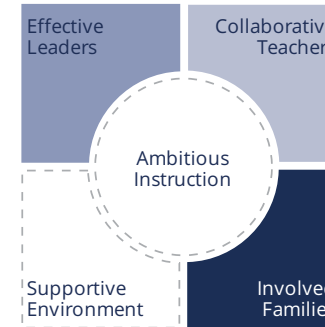
This display shows PARCC performance levels for each student group. No data is shown for groups with fewer than 10 students.



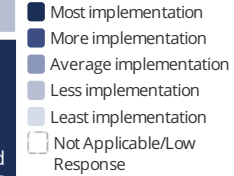
Student Characteristics

White	84%	Low Income	2%
Black	0%	English Learners	3%
Hispanic	5%	With Disabilities	12%
Asian	6%	Homeless	0%
American Indian	0%		
Two or More Races	5%		
Pacific Islander	0%		

School Environment



The **5Essentials Survey** allows students in grades 6-12 and all teachers to share their perspectives on essential conditions for learning. The anonymous survey consists of 5 components.



Response Rates	
Students	-
Teachers	100%

Average Effective Leaders

Do principals and teachers implement a shared vision for success?

Less Collaborative Teachers

Do teachers collaborate to promote professional growth?

Ambitious Instruction

Are the classes challenging and engaging?

Supportive Environment

Is the school safe, demanding, and supportive?

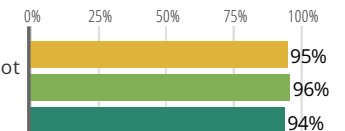
Most Involved Families

Does the entire staff build strong external relationships?

Student Attendance and Mobility

Attendance Rate

Rate at which students are present at school, not including excused or unexcused absences



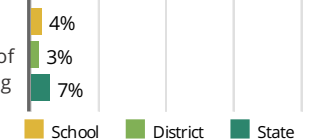
Chronic Truancy Rate

Percentage of students who have been absent without valid reasons for 5% or more of regular school days

11%

Student Mobility

Percentage of students who transfer in or out of the school during the school year, not including graduates





HARPER ELEM SCHOOL

School Highlights

Academic Courses

Differentiation Support Art Grades 1-4 Technology Class 1-4 Library Media Class Grades K-4 Spanish K-4 Music Grades K-4 Junior Great Books/Lunch Recess Program District Summer Enrichment Program Second Step: Social Emotional Harper School is dedicated to creating a climate that meets the needs of all children and helps them to become successful an

Physical Education, Heath and Wellness

Harper provides Physical Education/Health classes in grades K-4. PE is daily for grades 1-4.

Other Programs and Activities

After School Program, Art Club, Before School Care, Before School Chorus for grades 2-4, Chess club, Chess Club, Chorus is offered 2nd-4th, Family Nights, Garden Club, Lunch/recess clubs, Mentoring Program, Open Gym Nights-PTO, Parent Associations, PTO clubs are offered (variety), Student Council/Government, Yearbook Club, Yearbook Club

School Awards

District 39 provides rigorous academic programming. Our students thrive on district and state assessments.

Career Development Courses and Programs

Athletics

School Personnel Resources

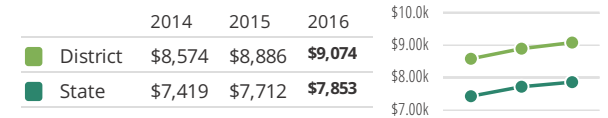
Harper offers a large variety of school/district resources, including a school nurse, school psychologists, speech and language therapist, learning behavior specialists, reading specialist, occupational therapist, behavioral interventionist and more.

Facilities

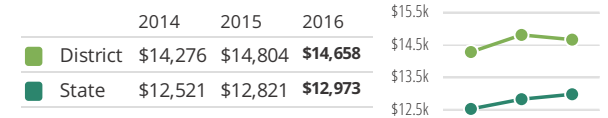
Harper is a well cared for, neighborhood school. We have multiple outdoor gardens and playground equipment that are all enjoyed by students. Our gym has a climbing wall. Our school also has an auditorium that is used for fine art productions and indoor recess. Our auditorium has two beautiful murals from the WPA.

District Finance

Instructional Spending per Pupil includes only the activities directly dealing with the teaching of students or the interaction between teachers and students.



Operational Spending per Pupil includes all costs for overall operations in this school's district, including Instructional Spending, but excluding summer school, adult education, capital expenditures, and long-term debt payments.



Educator Measures

This school has had **1 principal(s)** over the past 6 years. In the last three years, an average of **96% of teachers** return to this school each year.

FOR MORE INFORMATION

Visit IllinoisReportCard.com to see additional details about each item of information for this school. There you will find charts spanning multiple years, detailed explanations, resources, more of the school's programs and activities, and powerful tools that let you dig deeper into data.

Most of this data has been collected by ISBE from school districts through data systems. Some information, such as the School Highlights, is entered directly by principals and can be updated throughout the year.